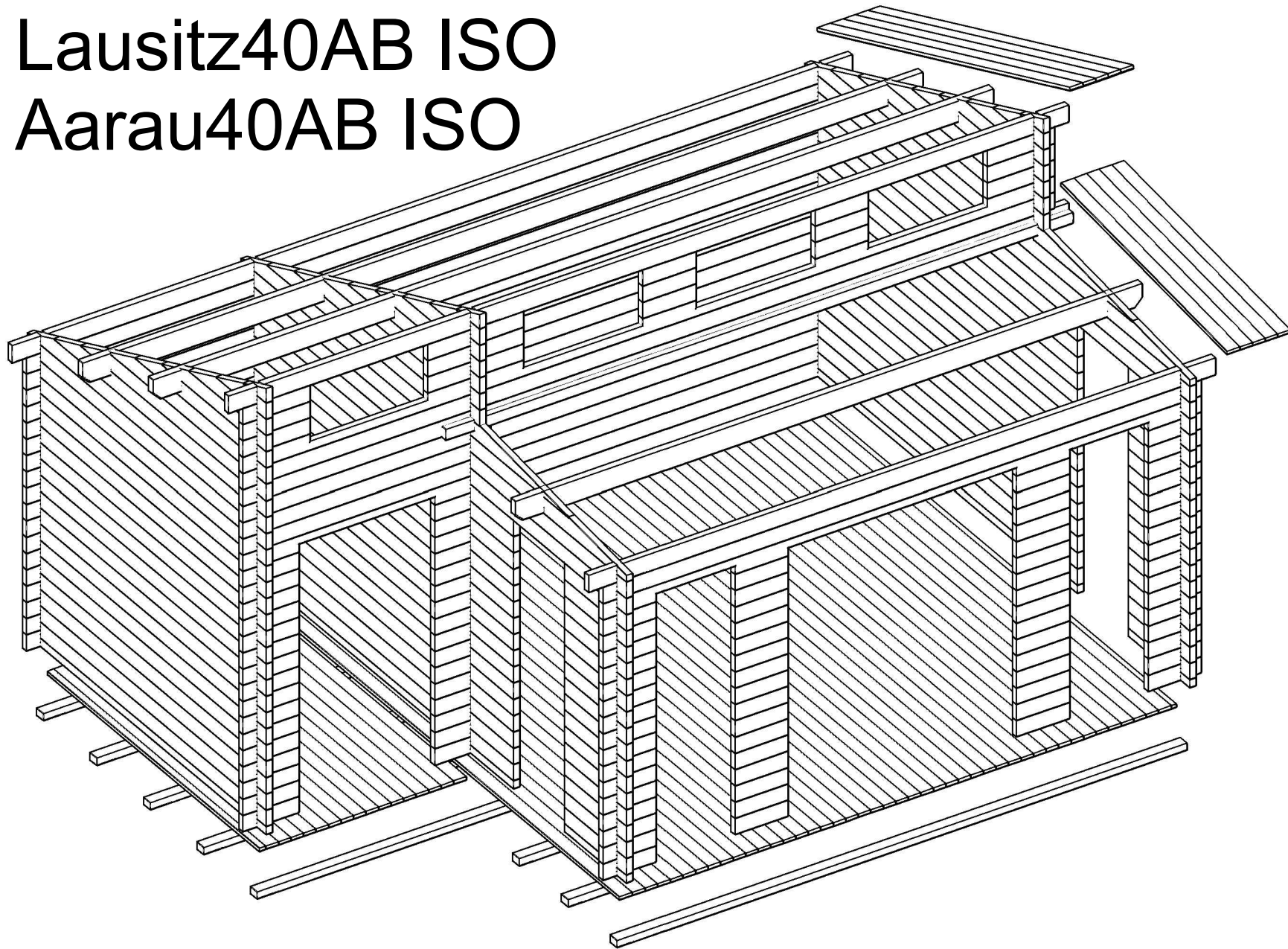


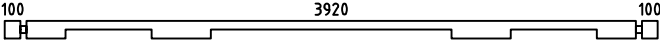
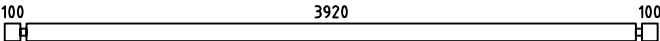
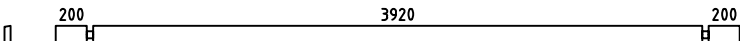


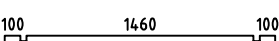
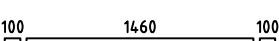



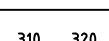















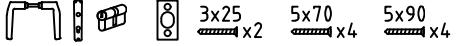







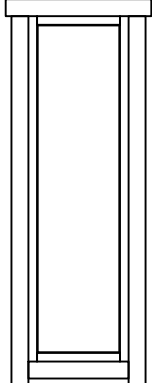
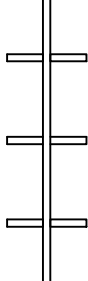


Lausitz40AB ISO
Aarau40AB ISO

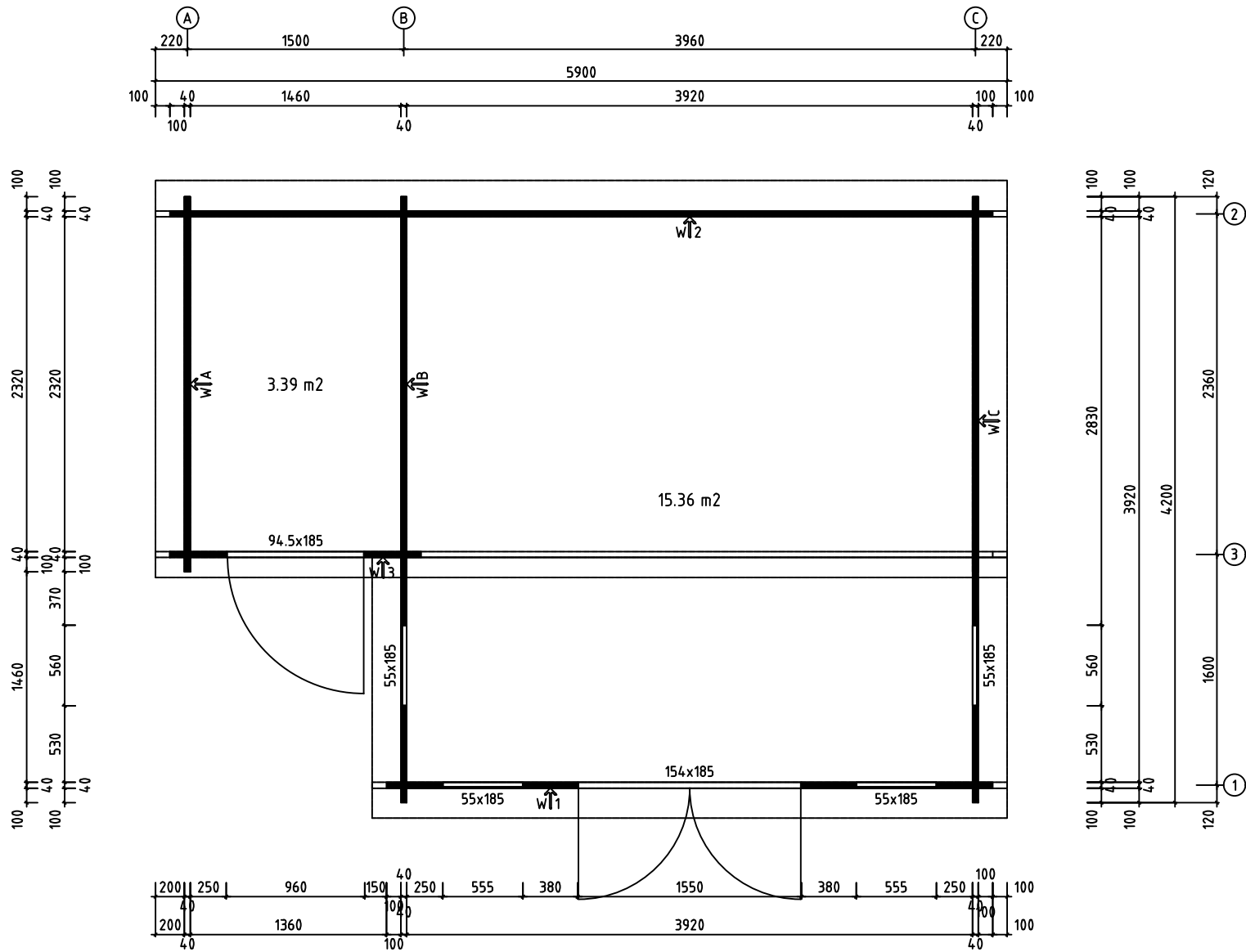


| Pos | Specification-Spezifikation-Specificatie Lausitz40AB ISO_Aarau40AB ISO | St. | Profile (mm) | Length (mm) |
|------|---|------|-----------------|----------------|
| 001 |  | 64 | 40x114 | 390 |
| 002 |  | 38 | 40x114 | 380 |
| 003 |  | 1 | 40x114 | 4200 |
| 004 |  | 3 | 40x114 | 4200 |
| 005 |  | 1 | 40x114 | 4400 |
| 006 |  | 19 | 40x114 | 5700 |
| 007 |  | 2 | 40x114 | 5900 |
| 008 |  | 1 | 40x114 | 1740 |
| 009 |  | 3 | 40x114 | 1740 |
| 010 |  | 1 | 40x114 | 5800 |
| 011 |  | 1 | 40x114 | 5700 |
| 012 |  | 3 | 40x114 | 460 |
| 013 |  | 3 | 40x114 | 670 |
| 014 |  | 3 | 40x114 | 460 |
| 015 |  | 1 | 40x57 | 2600 |
| 016 |  | 18 | 40x114 | 2600 |
| 026 |  | 2 | 40x57 | 670 |
| 027 |  | 1 | 40x57 | 2970 |
| 028 |  | 32 | 40x114 | 670 |
| 029 |  | 16 | 40x114 | 2970 |
| 030 |  | 2 | 40x114 | 4200 |
| 033 |  | 1 | 40x57 | 2970 |
| 034 |  | 16 | 40x114 | 2970 |
| | | | | |
| | | | | |
| Kood | Materjal | File | Leht | 1/4 |

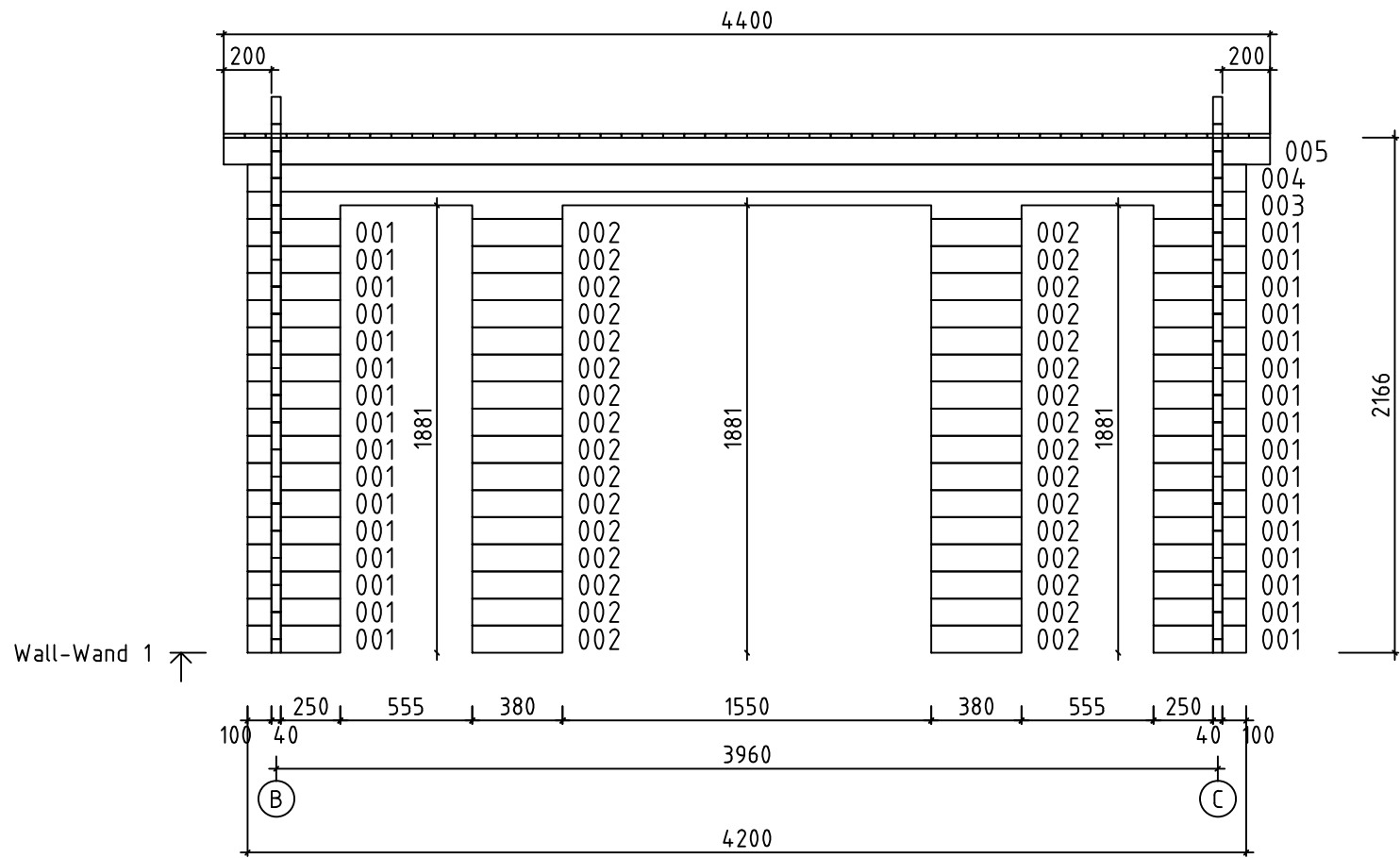
| Pos | Specification-Spezifikation-Specificatie Lausitz40AB ISO_Aarau40AB ISO | St. | Profile (mm) | Length (mm) |
|------|---|------|-----------------|----------------|
| WA-1 | | 1 | | |
| WB-1 | | 1 | | |
| WC-1 | | 1 | | |
| FB1 | FOUNDATION BEAM-FUND.BALKEN-FUND.BALK | 5 | 70x45 | 5500 |
| FB2 | FOUNDATION BEAM-FUND.BALKEN-FUND.BALK | 3 | 70x45 | 4000 |
| LT2 | CEILING BEAM-DECKENBALKEN-PLAFOND BEAM | 1 | 44x70 | 3920 |
| LT1 | CEILING BEAM-DECKENBALKEN-PLAFOND BEAM | 2 | 44x70 | 200 |
| PR1 | Purlin-Dakbalk-Dachpfette | 2 | 44x14.4 | 5900 |
| PR2 | Purlin-Dakbalk-Dachpfette | 1 | 44x14.4 | 4400 |
| VB-1 | Floor board-Fussbodenbrett-Vloerplank | 45 | 88x18 | 3910 |
| VB-2 | Floor board-Fussbodenbrett-Vloerplank | 17 | 88x18 | 2310 |
| DP-1 | Roof board-Dachbrett-Dakplank | 68 | 88x18 | 2950 |
| DP-2 | Roof board-Dachbrett-Dakplank | 50 | 88x18 | 1820 |
| | Base Board-Fussbleiste-Plinten 18x40x3000 | 9 | 18x40 | 27rmt. |
| L-1 | Eave Board-Traubret-Dakranden board 95 | 1 | 18x95 | 4440 |
| L-2 | Eave Board-Traubret-Dakranden board 95 | 2 | 18x95 | 5940 |
| L-3 | Eave Slat-Traufenleiste-Afdekljst | 1 | 40x18 | 4400 |
| L-4 | Eave Slat-Traufenleiste-Afdekljst | 2 | 40x18 | 5900 |
| L-5 | Facia Board-Giebelblende-Gevelplank | 2 | 18x120 | 1840 |
| Kood | Materjal | File | Leht | 2/4 |

| Pos | Specification-Spezifikation-Specificatie Lausitz40AB ISO_Aarau40AB ISO | St. | Profile (mm) | Length (mm) |
|------------------------|--|------|-----------------------------------|----------------|
| L-6 | Facia Board-Giebelblende-Gevelplank  | 2 | 18x120 | 2990 |
| L-7 | Facia Slat-Giebelleiste-Gevellijst  | 2 | 40x18 | 1840 |
| L-8 | Facia Slat-Giebelleiste-Gevellijst  | 2 | 40x18 | 2990 |
| | Storm Brace-Sturmleiste  | 4 | 18x40 | 2000 |
| | Door Set-Tür Satz-Deur Set  | 1 | | |
| | Double Door Set ISO-Doppeltür Satz-Dubbele Deur Set  | 1 | | |
| | Nail-Nagel-Spijker  | 960 | 1.8x40 | |
| | Nail-Nagel-Spijker 1.6x30  | 70 | 1.6x30 | |
| | Screw-Schraube-Schroef 5x90  | 10 | | |
| | Ventilation Panel-Lüftungsgitter Set  | 1 | | |
| | Wood Bolt set for Storm Brace-Holzschraubensatz für Sturmleisten 6x45  | 8 | | |
| W4 8 2.5X 36 ISO | WINDOW 825x360 ISO  Window Glazing Bar Fenstersprossen Raamroeden  | 4 | | |
| W8 5 5X18 5 ISO | WINDOW 550x1850 ISO  Window Glazing Bar Fenstersprossen Raamroeden  | 4 | | |
| | | | | |
| | | | | |
| | | | | |
| | | | | |
| | | | | |
| Kood | Materjal | File | Lausitz40AB ISO_Aarau40AB ISO.dwg | 4 |

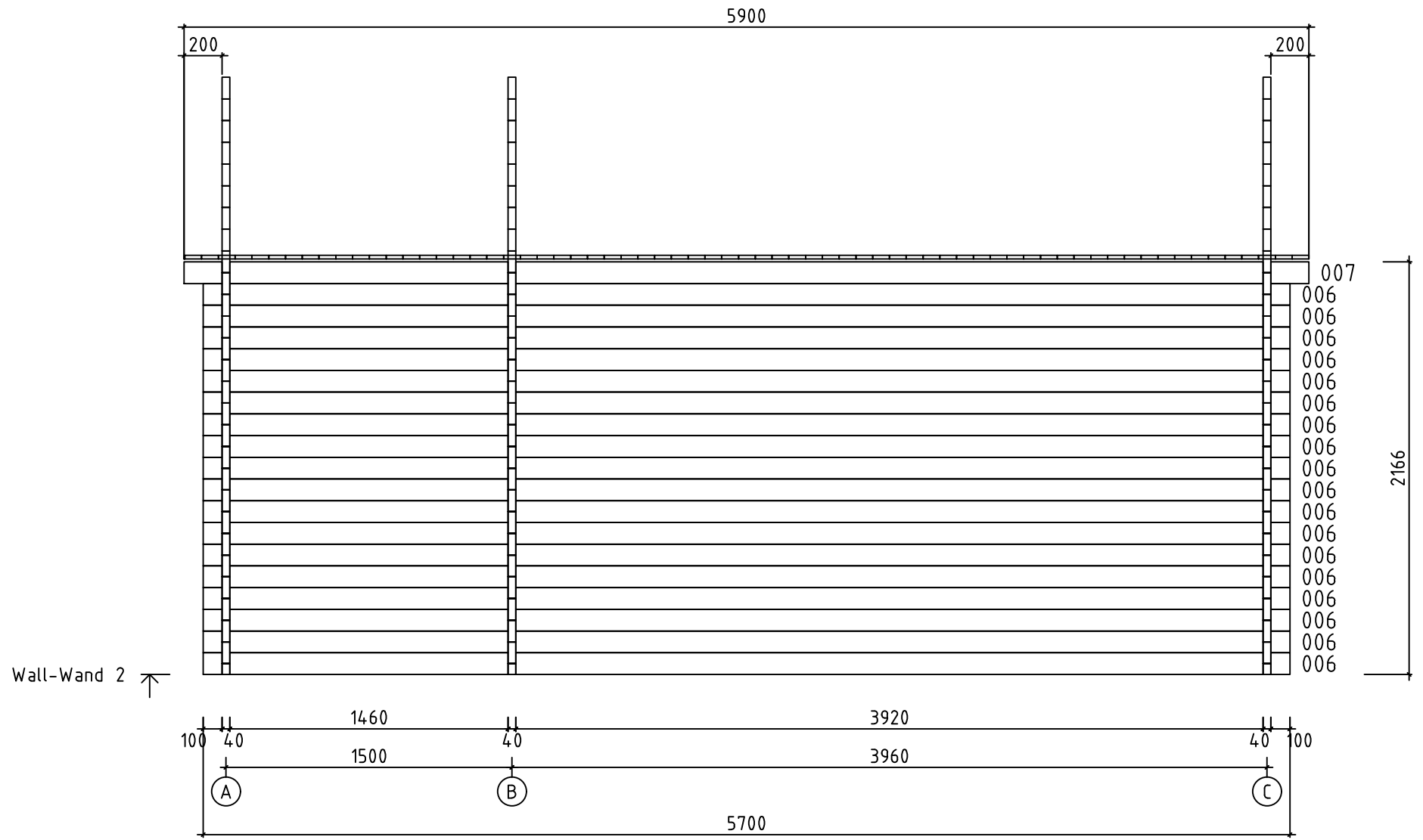
H = 1.500 m
TOTAL: 18.75 m²



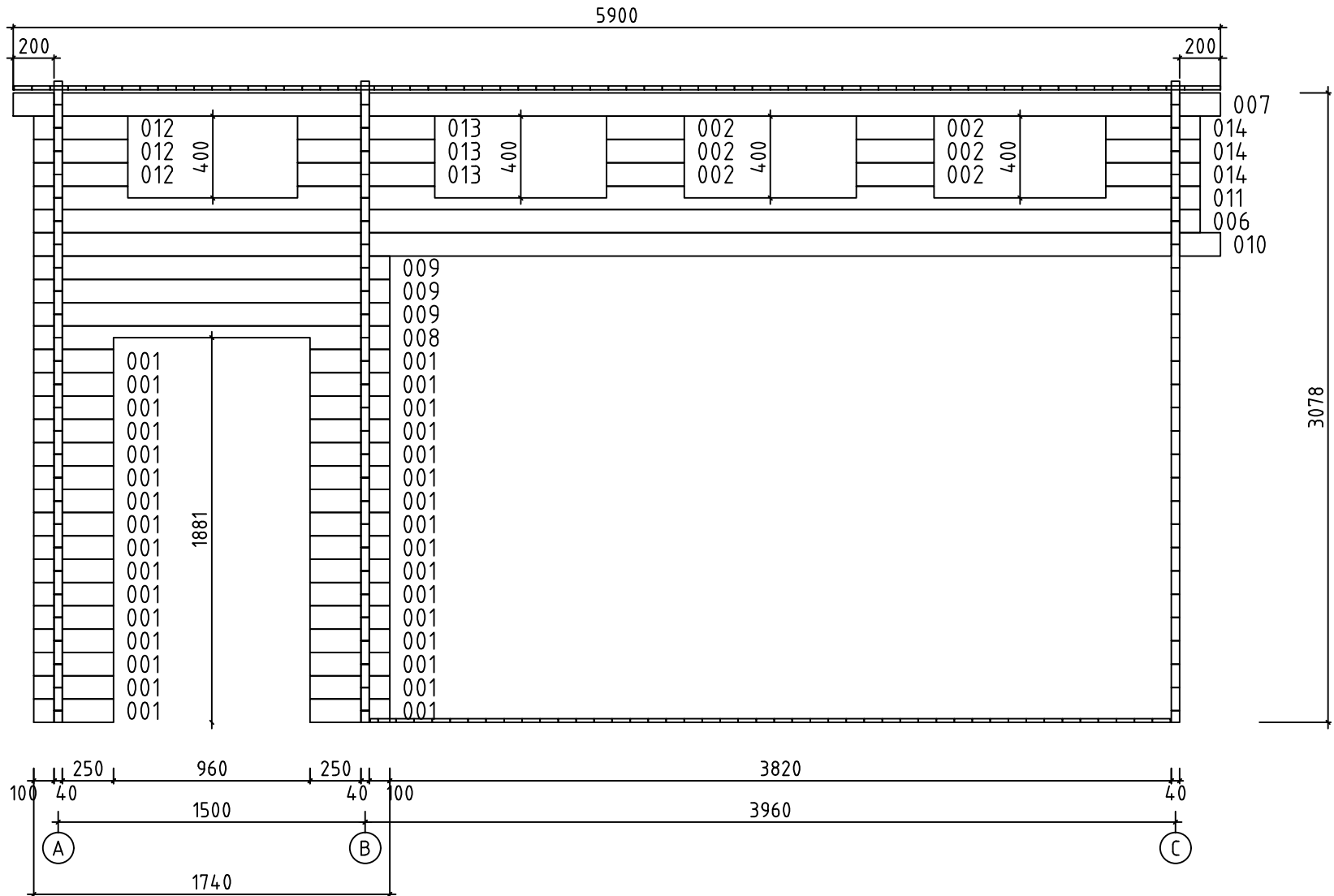
| | | | |
|----------|-------------------------------|-------------------------------|--------|
| Model | Lausitz40AB ISO_Aarau40AB ISO | Page | PLAN |
| Drawn by | R.Tamm | Material | 4x11.4 |
| Date | 10.01.2020 | Scale | 1:30 |
| | File | Lausitz40AB ISO_Aarau40AB ISO | |



| | | | |
|----------|-------------------------------|----------|-------------------------------|
| Model | Lausitz40AB ISO_Aarau40AB ISO | Page | 5 |
| Drawn by | R.Tamm | Material | 4x11.4 |
| Date | 10.01.2020 | File | Lausitz40AB ISO_Aarau40AB ISO |

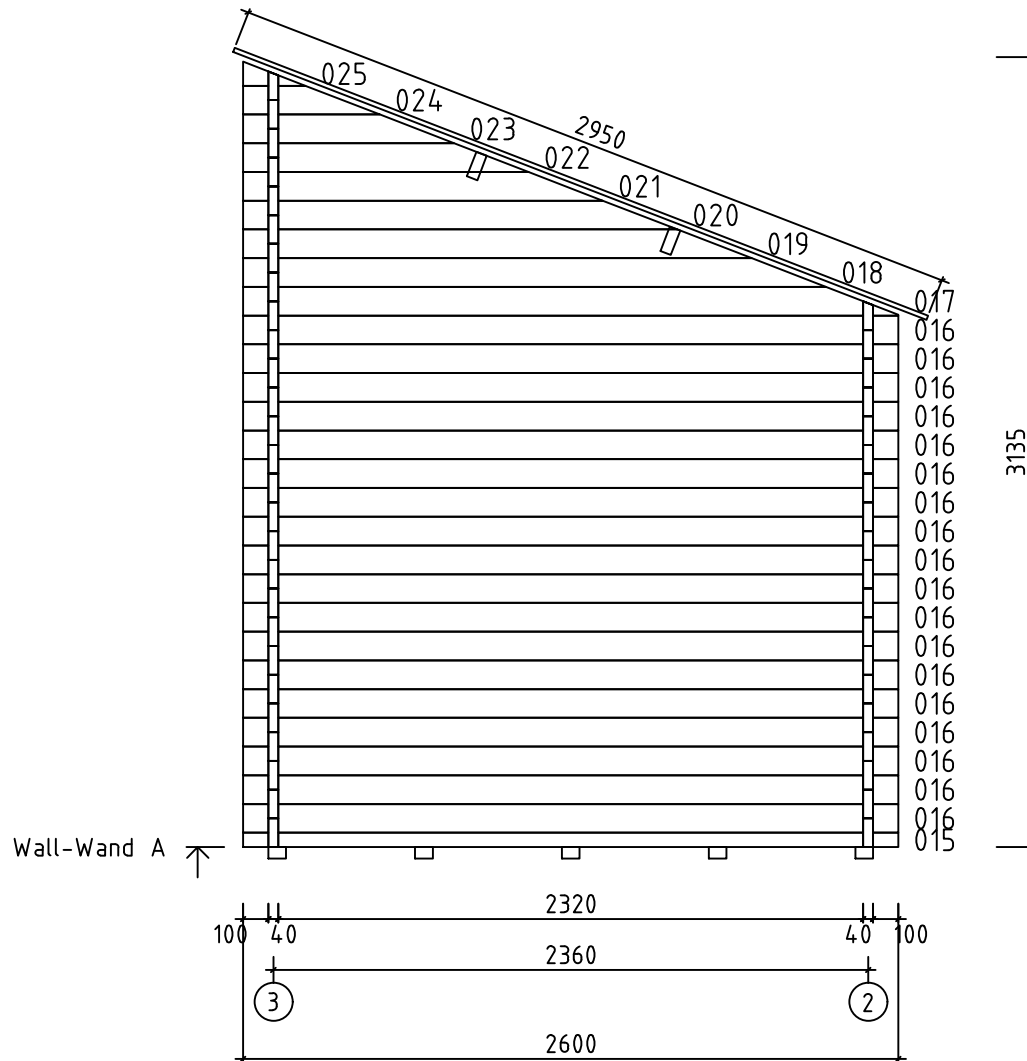


| | | | |
|----------|-------------------------------|----------|-------------------------------|
| Model | Lausitz40AB ISO_Aarau40AB ISO | Page | 6 |
| Drawn by | R.Tamm | Material | 4x11.4 |
| Date | 10.01.2020 | File | Lausitz40AB ISO_Aarau40AB ISO |
| | | Scale | 1:30 |

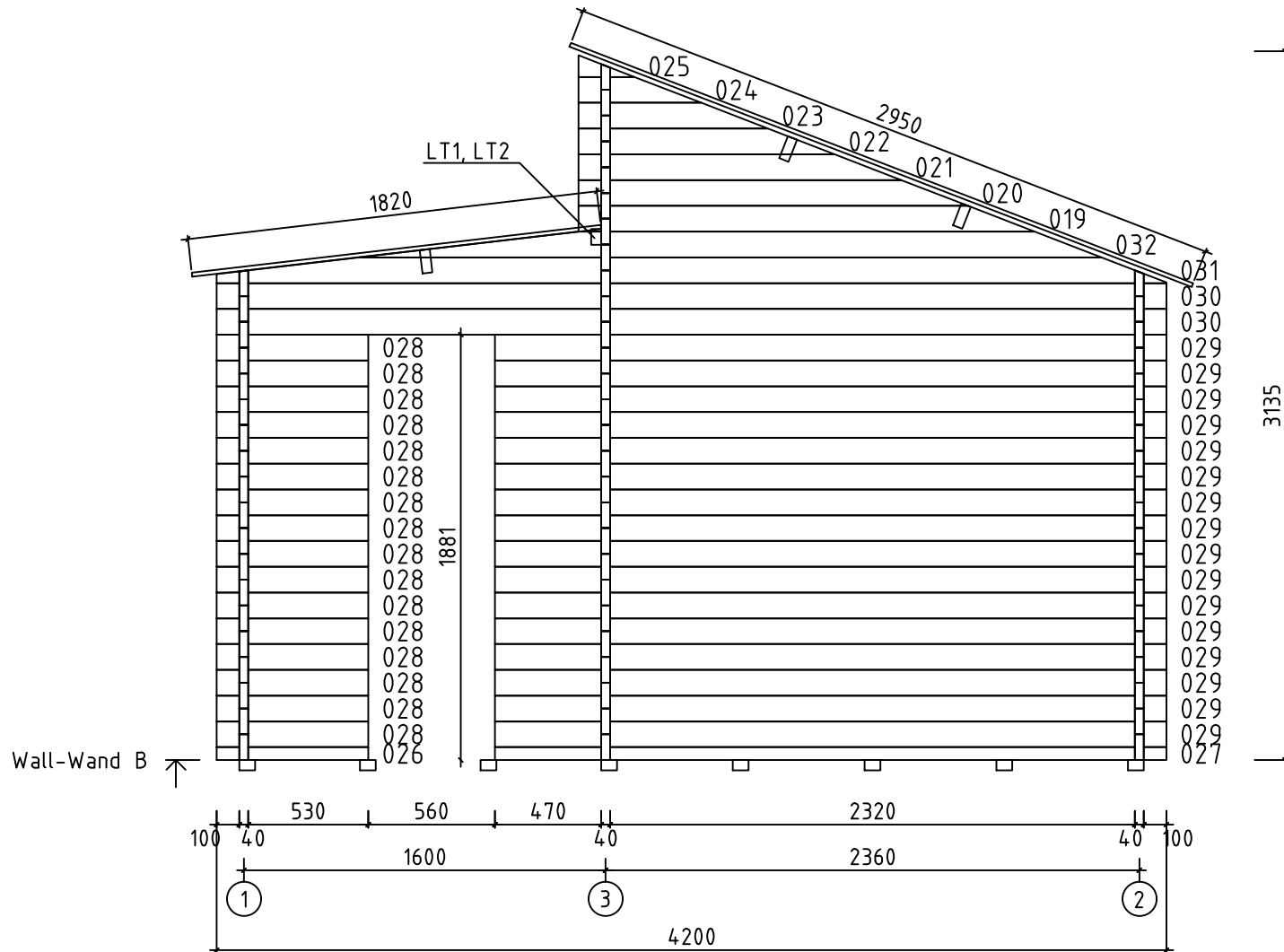


Wall-Wand 3 ↗

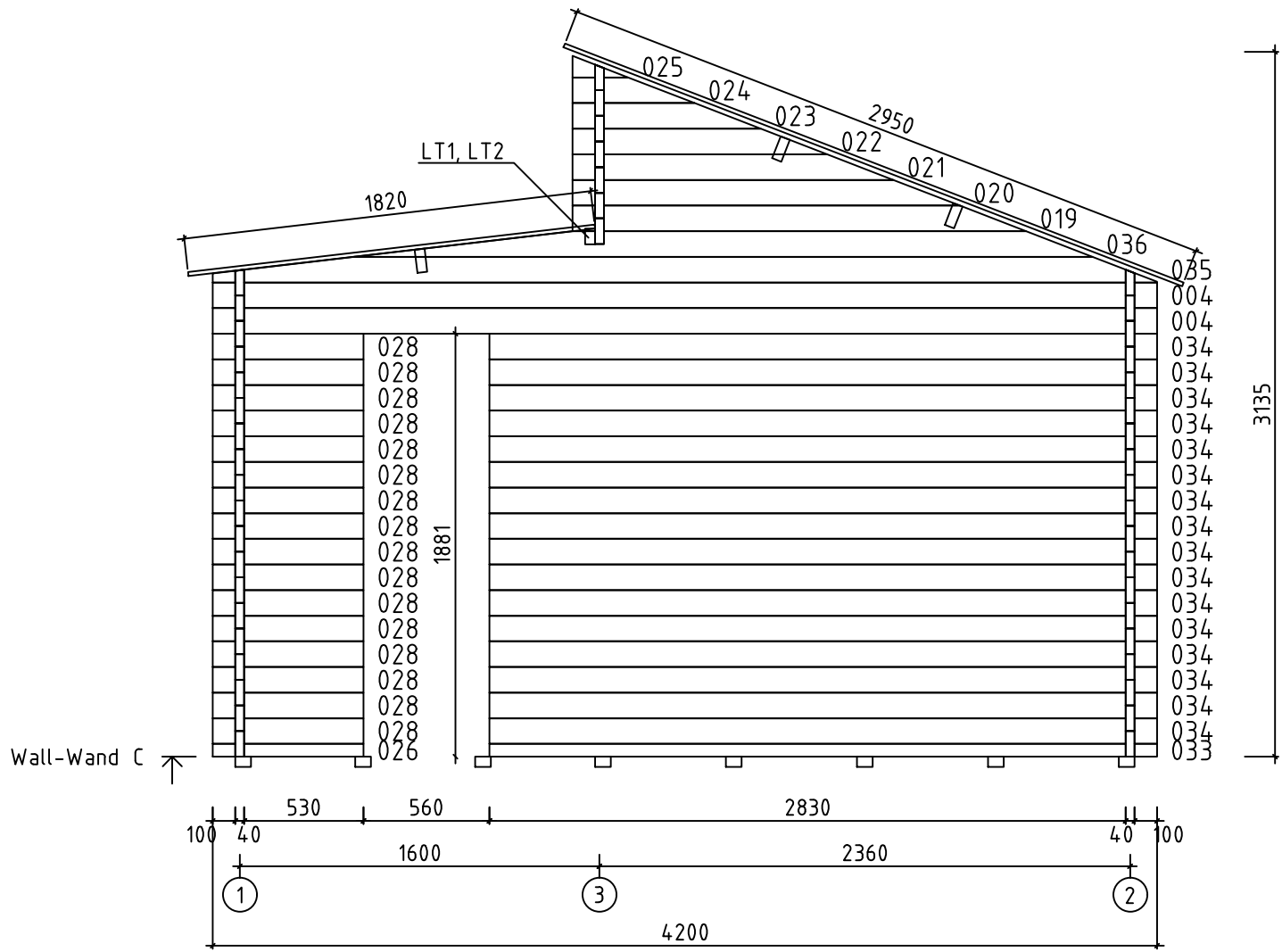
| | | | |
|----------|-------------------------------|----------|-------------------------------|
| Model | Lausitz40AB ISO_Aarau40AB ISO | Page | 7 |
| Drawn by | R.Tamm | Material | 4x11.4 |
| Date | 10.01.2020 | File | Lausitz40AB ISO_Aarau40AB ISO |
| | | Scale | 1:30 |



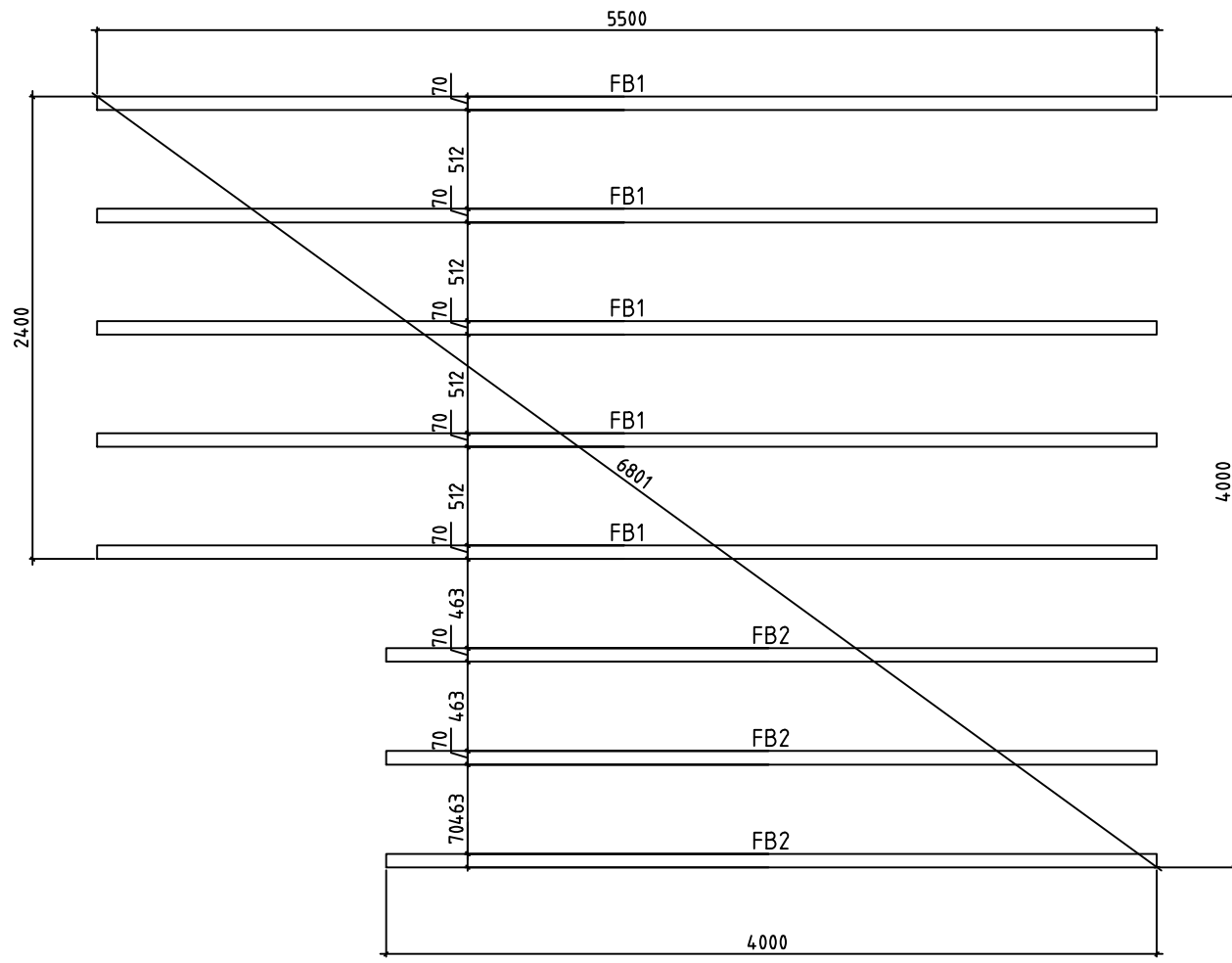
| | | | |
|----------|-------------------------------|----------|-------------------------------|
| Model | Lausitz40AB ISO_Aarau40AB ISO | Page | 2 |
| Drawn by | R.Tamm | Material | 4x11.4 |
| Date | 10.01.2020 | File | Lausitz40AB ISO_Aarau40AB ISO |
| | | Scale | 1:30 |



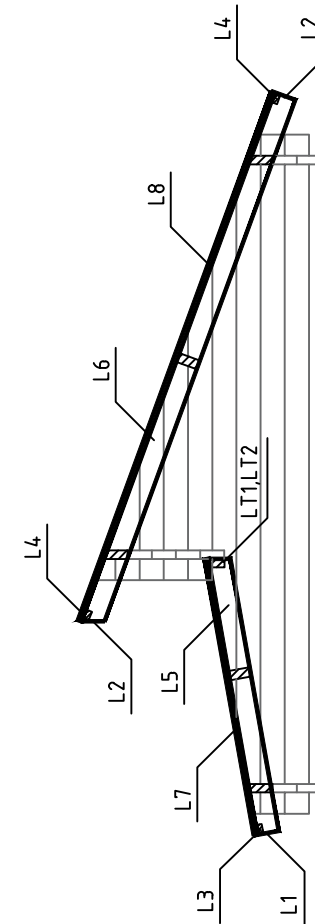
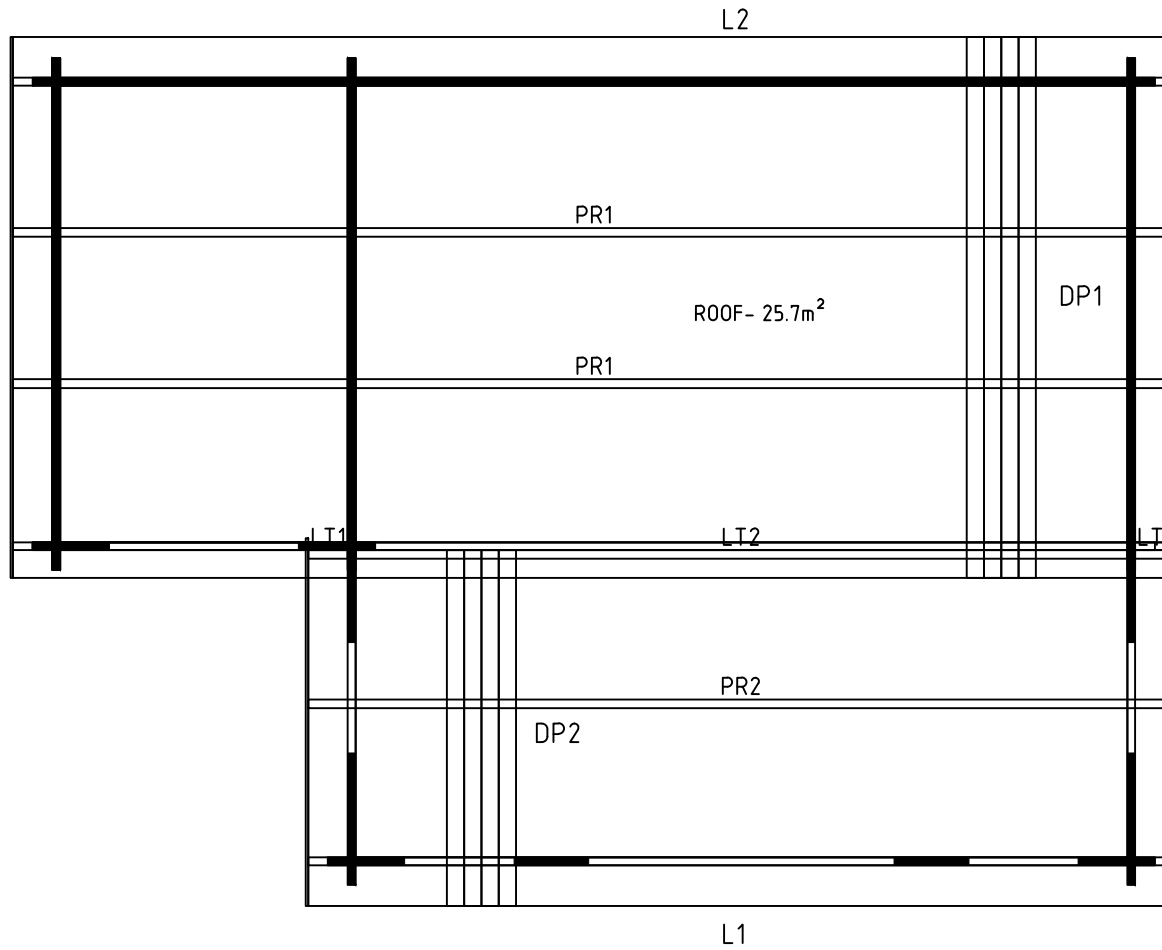
| | | | |
|----------|-------------------------------|----------|-------------------------------|
| Model | Lausitz40AB ISO_Aarau40AB ISO | Page | 3 |
| Drawn by | R.Tamm | Material | 4x11.4 |
| Date | 10.01.2020 | File | Lausitz40AB ISO_Aarau40AB ISO |



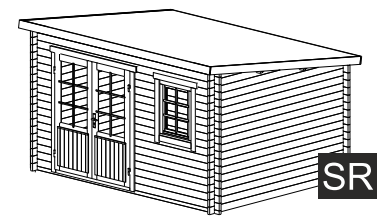
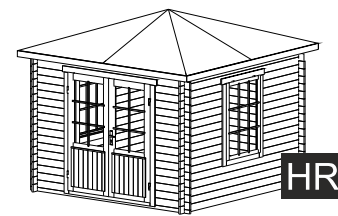
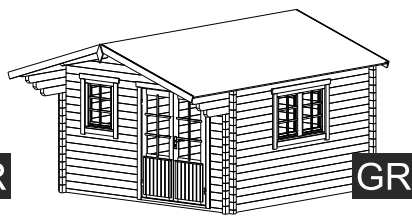
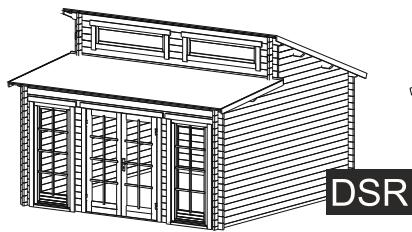
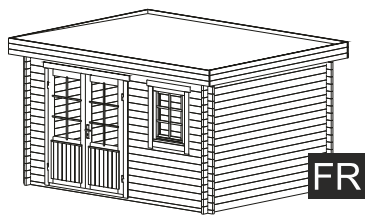
| | | | | | |
|----------|-------------------------------|----------|-------------------------------|-------|------|
| Model | Lausitz40AB ISO_Aarau40AB ISO | | Page | 4 | |
| Drawn by | R.Tamm | Material | 4x11.4 | Scale | 1:30 |
| Date | 10.01.2020 | File | Lausitz40AB ISO_Aarau40AB ISO | | |



| | | | |
|----------|-------------------------------|-------------------------------|------------|
| Model | Lausitz40AB ISO_Aarau40AB ISO | Page | FOUNDATION |
| Drawn by | R.Tamm | Material | 4x11.4 |
| Date | 10.01.2020 | Scale | 1:30 |
| | File | Lausitz40AB ISO_Aarau40AB ISO | |



| | | | |
|----------|-------------------------------|----------|-------------------------------|
| Model | Lausitz40AB ISO_Aarau40AB ISO | Page | ROOF |
| Drawn by | R.Tamm | Material | 4x11.4 |
| Date | 10.01.2020 | File | Lausitz40AB ISO_Aarau40AB ISO |



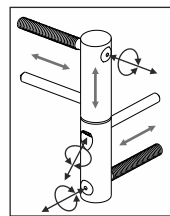
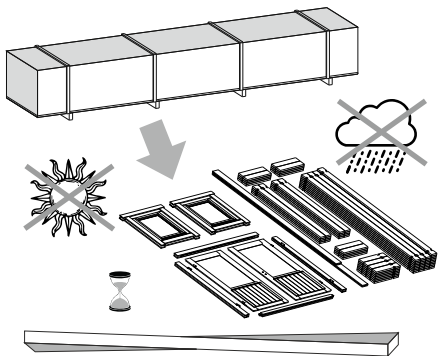
FR

DSR

GR

HR

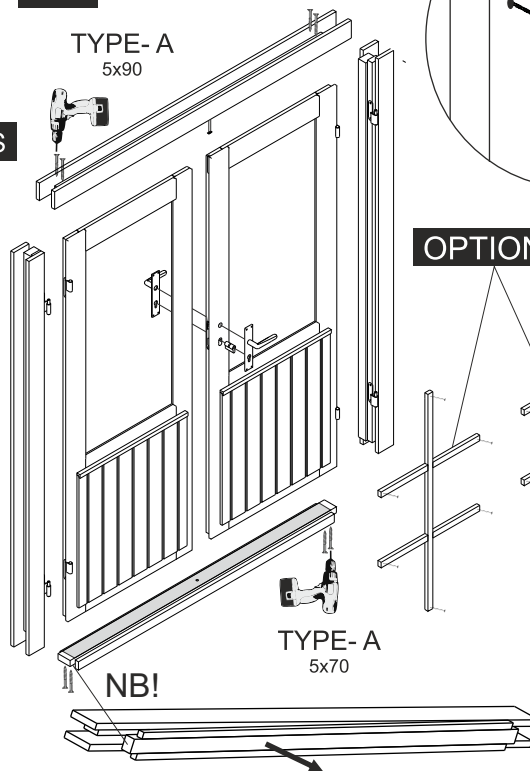
SR



ADJUSTABLE HINGES

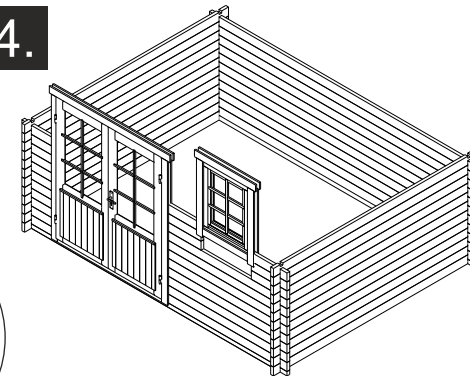
3.

TYPE- A
5x90

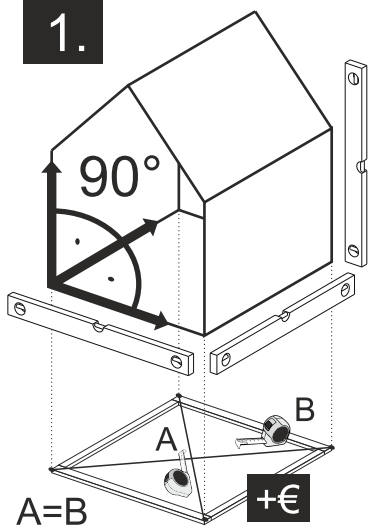


OPTIONS

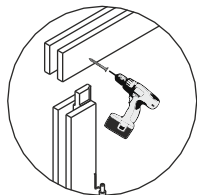
4.



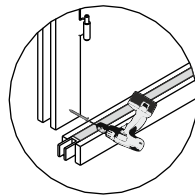
1.



+€



TYPE- B
4x60

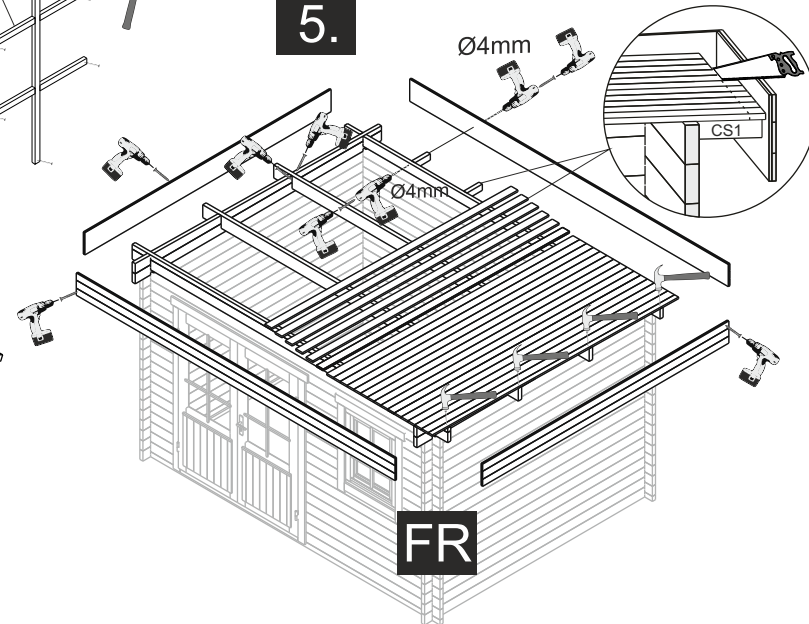


TYPE- A
5x70

NB!

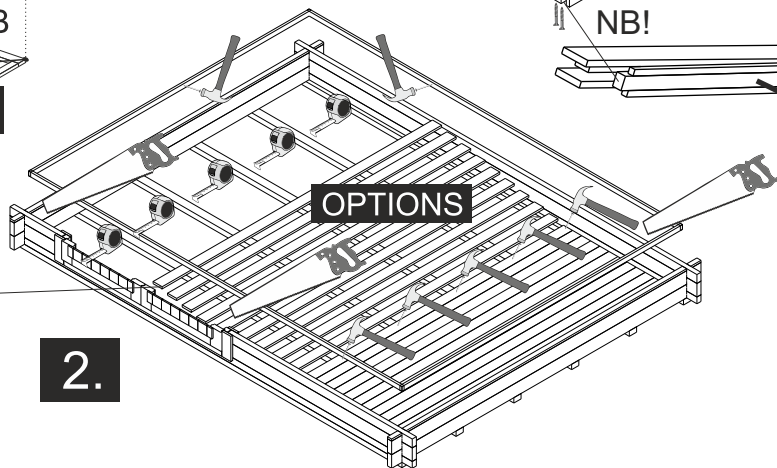
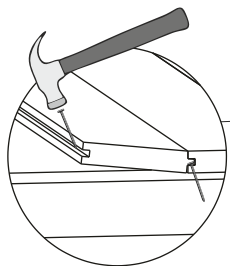
5.

OPTIONS



FR

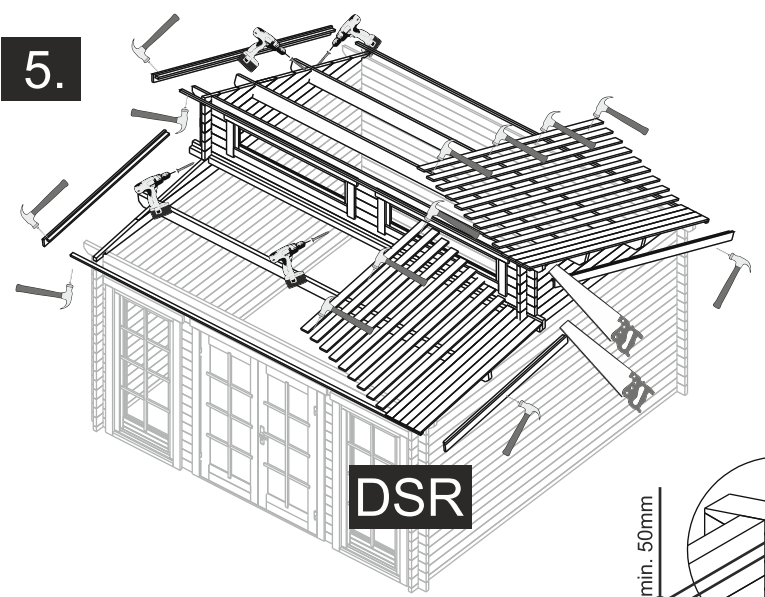
2.



OPTIONS

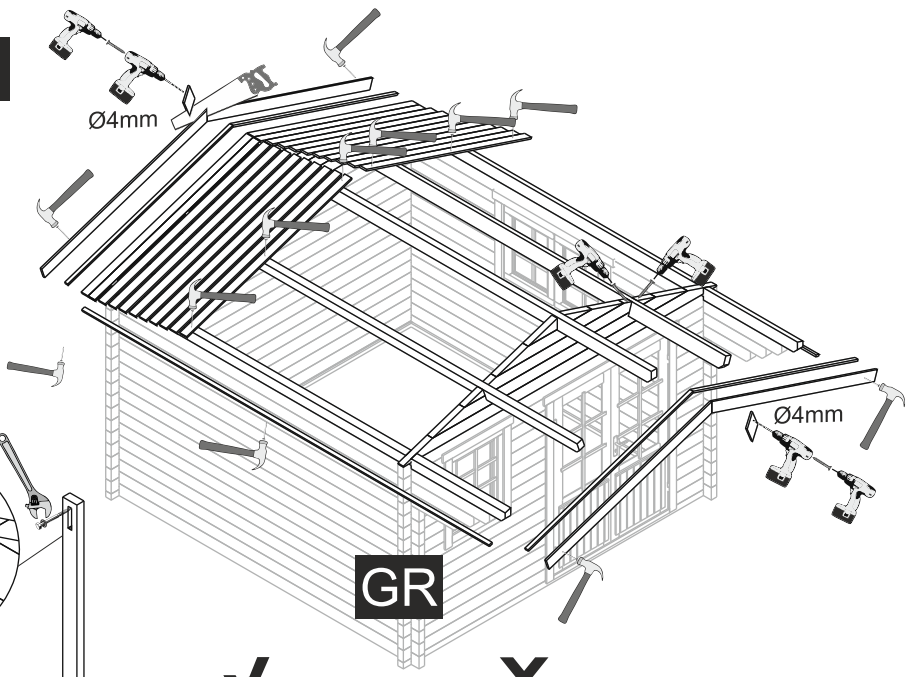
The guide is illustrative. This guide is not project specification.
Der Leitfaden ist illustrativ. Dieser Leitfaden ist keine Projektspezifikation.
De gids is illustratief. Deze gids is geen projectspecificatie.

5.



DSR

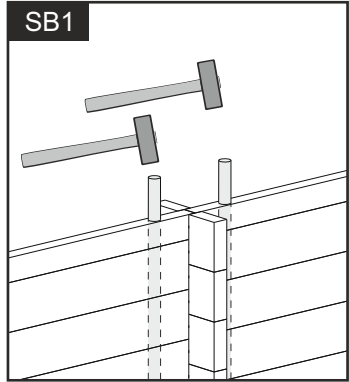
5.



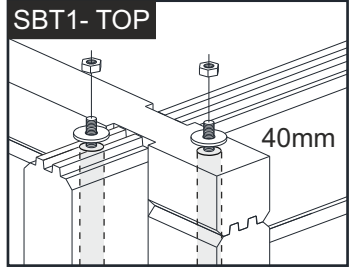
GR

OPTIONS

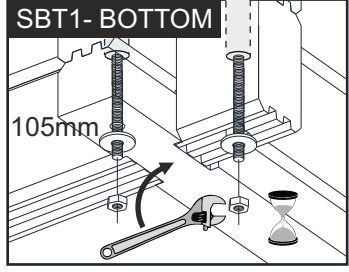
SB1



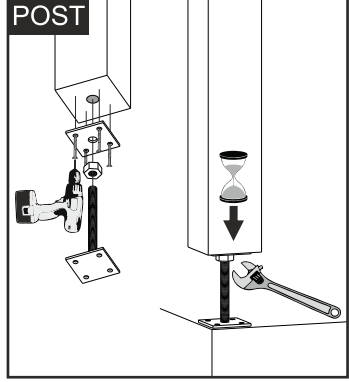
SBT1- TOP



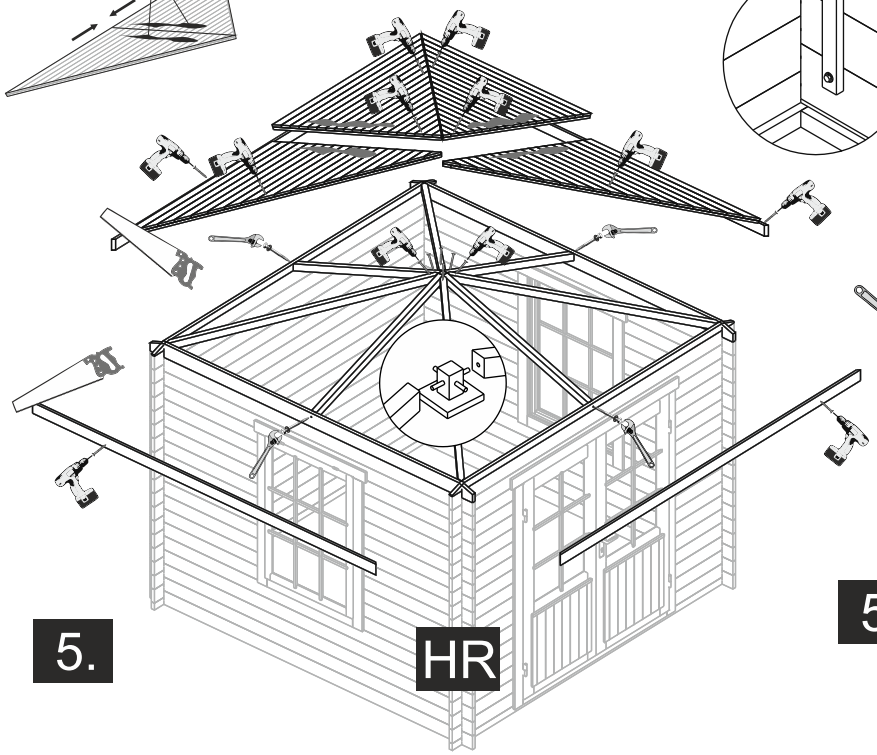
SBT1- BOTTOM



POST

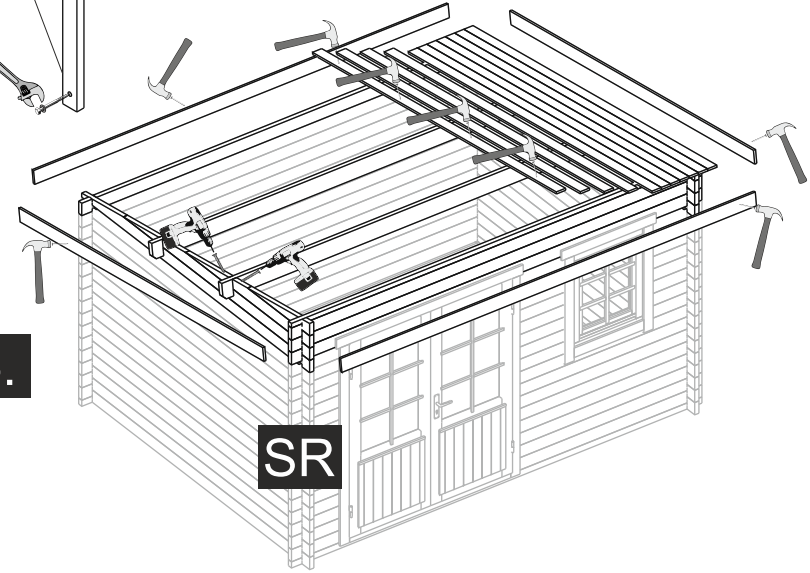


NB!

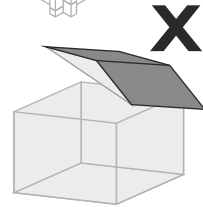
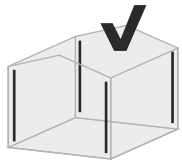
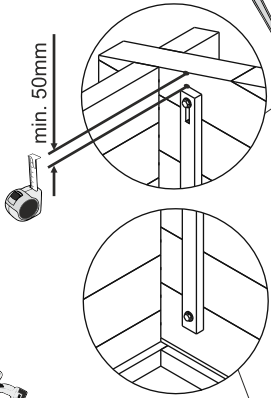


HR

5.



SR



OPTIONS- STORM BRACES